

NICHES



SPECTIS



NICHES

NOTICE :

PL PREMIUM ADHESIVE MUST BE USED ON ALL BEDDING/BUTT JOINTS.

SPECTIS RESERVES THE RIGHT TO HOLLOW OUT THE BACK OF ANY PRODUCT WITHOUT NOTICE. SOME PRODUCTS MAY BE MADE AS ASSEMBLIES.



SMN 2500S
Stained Finish
WOOD GRAIN
Surface Mount



SMN 2501S
c/w Mirror
Stained Finish
WOOD GRAIN
Surface Mount



SMN 2502FW
Open Body
Flat White Finish
WOOD GRAIN
Surface Mount

SMN 2500FW
Flat White Finish
WOOD GRAIN
Surface Mount




SMN 2501FW
c/w Mirror
Flat White Finish
WOOD GRAIN
Surface Mount



SMN 2502S
Open Body
Stained Finish
WOOD GRAIN
Surface Mount



SMN 2503
Flat White Finish
Surface Mount



SURFACE MOUNT NICHES

Artfully Designed Accessories with Unlimited Possibilities . . .

Explore the exciting decorating options offered by these exceptional architectural accents by Spectis Moulders.

These niches are available in a variety of sizes and finishes to suit any decor. Their uses are practically limitless:

- In the living room for displaying priceless family photos currently stored away
- In the kids' room for the trophies and awards they worked so hard to earn
- In the bathroom for colourful towels, soaps, or baskets of potpourri
- Each niche is installed in only minutes using simple hand tools found in most homes

EASY TO INSTALL!



SURFACE MOUNT NICHES

	SMN 2500 SMN 2501 SMN 2502	SMN 2503
Height	40 1/2"	21"
Width	23 1/2"	14"
Shelf Width	24 3/4"	15"
Casing Projection	4"	3"
Shelf Projection	11"	6"
Body Depth	3"	2 1/2"
Wall Recess	—	—
Rough Opening	—	—

1 • 8 0 0 • 6 8 5 • 9 9 8 1






WN 2550SH
Flat White Finish
Recessed Mount



WN 2550
Flat White Finish
Recessed Mount



WN 2551*
Flat White Finish • Recessed Mount
* Translucent shelf for up lighting
(light and hardware not included.)



WN 2552SH
Flat White Finish
Recessed Mount



WN 2552
Flat White Finish
Recessed Mount

RECESSED NICHES



WN 2553
Flat White Finish
Recessed Mount



WN 2554SH
Flat White Finish
Recessed Mount



WN 2555SH
Flat White Finish
Recessed Mount



WN 2556
Flat White Finish
Recessed Mount



WN 2557SH
Flat White Finish
Recessed Mount with light

RECESSED NICHES

	WN 2550	WN 2551	WN 2552	WN 2553	WN 2554	WN 2555	WN2556	WN2557
Height	40 1/2"	27 1/2"	32 1/4"	59 3/8"	64 1/2"	64 1/2"	39 3/8"	55 3/4"
Width	17 3/4"	15 1/2"	18"	36 1/2"	33 1/4"	29"	19 3/4"	28 1/4"
Shelf Width	18 3/4"	17"	19"	37 1/2"	34"	29 5/8"	21"	29 3/4"
Casing Projection	1"	1 5/8"	1/2"	1"	1"	1"	1"	1"
Shelf Projection	6 3/8"	3 1/2"	4 1/2"	2 3/4"	6"	8 1/2"	1 1/2"	3"
Body Depth	3 5/8"	3 1/4"	3"	10"	3"	4 1/8"	7 3/4"	9"
Shelf Depth	10"	6 3/4"	7 1/2"	11 3/4"	10"	11 1/4"	9 1/4"	12"
Wall Recess	3 5/8"	3 3/8"	3 1/2"	2 3/4"	4"	3 5/8"	8 1/2"	10"
Rough Opening	15" x 34"	12 1/2" x 23 3/4"	14 3/4" x 27 1/2"	28" x 56"	26 1/4" x 57"	24 1/4" x 55 1/2"	15 3/8" x 36 1/2"	24" x 53"





TEXTURES




CUSTOM FINISHING

Spectis' finishing department can colour match, prepare, and paint all of our catalogue items, in house! We have partnered with the Sherwin Williams line of finishing products to offer a rainbow of colours for both interior and exterior applications.

In addition to solid colours, Spectis can also produce faux finishes of granite, limestone, rough sawn lumber, hewn beams, stucco, and countless others. If you have a project, which requires pre-finishing, contact your Spectis Customer Service Representative for more information and pricing.



Photo above illustrates the following Spectis products: blocks BL 2470 & BL 2471, baluster BAL 2041-29FS, and rail RAL 2108T-FS top fossil stone texture.



COLOUR OPTIONS

Spectis offers a rainbow of colours for both interior and exterior applications.

1 • 8 0 0 • 6 8 5 • 9 9 8 1





FOSSIL STONE - FS



CONCRETE FINISH - CF



STUCCO STONE - SS



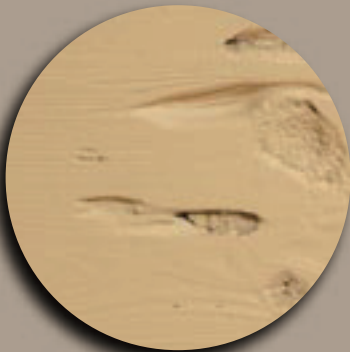
BRICK TEXTURE - BT



ROUGH SAWN - RS



WOOD GRAIN - WG



PECKY CYPRESS - PC

FOSSIL STONE

BAL 2012-25FS
BAL 2027-22EXT20FS
BAL2027-29EXT32FS
BAL 2031-25FS
BAL 2031-28FS
BAL 2031-30FS
BAL 2032-31FS
BAL 2041-29FS
BAL 2046-25FS
BAL 2075-25FS
BL 2447FS
BL 2470FS
BL 2471FS
CB 100-160FS
CB 100-161FS
CB 100-162FS
CB 100-163FS
CLM110-104FS
CLM 110-105FS
CLM 110-106FS
CLM 300-100FS
NC 2309FS
NC 2315FS
NC 2316FS
NC 2334FS
NC 2337FS
NC 2349FS
NC 2353FS
NP 2208FS
NP 2209FS
NP 2211FS
MD 1011FS-6
MD 1161FS
MD 1172FS
MD1223FS
MD 1284FS
MD 1533FS
MD 1621FS
MD 1622FS
RAL 2100T-FS
RAL 2100B-FS
RAL 2101T-FS
RAL 2101B-FS
RAL 2108T-FS

CONCRETE FINISH

BAL 2027-26CF
BL 2816CF
BL 2817CF
CB 400-103CF
CB 400-104CF
CR 107CF
CR 108CF
MD 1034CF
MD 1442CF
MD 1443CF
MD 1642CF
MD 1643CF
MD 1644CF
MD 1645CF
MD 1647CF
MD 1650CF
MD 1651CF
MD 1776CF
MD 1777CF
MD 1778CF
NC 2349CF
NP 2208CF
RAL 2100T-CF
RAL 2100B-CF

STUCCO STONE

BAL 2054-24SS
RAL 2113T-SS
RAL 2113B-SS

BRICK TEXTURE

BF 200BT

ROUGH SAWN

BL 2720RS
BL 2770RS
BL 2771RS
BL 2814RS
BL 2815RS
BL 2820RS
MD 1011-6RS
MD 1011-8RS
MD 1108-6RS
MD 1108-8RS
MD 1114-6RS
MD 1114-8RS
MD 1509RS
MD 1582RS

WOOD GRAIN

BL 2680WG
MD 1201WG
MD 1380WG
MD 1536WG
MD 1689WG
MR 3255WG
SMN 2500S-WG
SMN 2500FW-WG
SMN 2501S-WG
SMN 2501FW-WG
SMN 2502S-WG
SMN 2502FW-WG

PECKY

CYPRESS


BL 2642PC
BL 2889PC
BL 2897PC
BL 2898PC
BL 2899PC



Bridge railing made with baluster BAL 2031FS, rail RAL 2100T-FS & B & newel post NP 2211FS.




BEFORE



A Spectis custom entrance, medallion CM 4671 and finial FIN 32 were added to this building to complete its transformation.




BEFORE




Added to the exterior of this house were Spectis products porch posts PP 3200, balusters BAL 2019-20, BAL 2028-9, rails RAL 2104T & B and newel posts NP 2206



BEFORE



This heritage building gets a completed restoration with Spectis custom cresting.



1 • 8 0 0 • 6 8 5 • 9 9 8 1





SPECTIS™
MOULDERS INC.
Custom Polyurethane Products

**MASONIC
TEMPLE**
Portsmouth,
New Hampshire,
U.S.A.



BEFORE



AFTER

BEFORE



AFTER

www.spectis.com





CUSTOM PRODUCTS



Gingerbread Accents



This church steeple was manufactured using polyurethane and PVC board over an aluminum truss structure.



Not only does Spectis have a wide variety of stock products, but we are also a **CUSTOM MOULDER OF POLYURETHANE PRODUCTS.**

Gable End Decoration
• 124 1/4" wide x 77 3/4" height



Moulding with brackets, pre-finished in the factory



Panel Cresting on Casino
• 51 1/2" Height • 68" Length of Panels

1 • 8 0 0 • 6 8 5 • 9 9 8 1





Columns
• 5' x 5' x 24'

Large Golf Ball
• 11 7/8" Diameter



Interior or exterior, small or large, clean and simple or full of complexity, send us something to talk about.

The possibilities are literally endless . . .



**Balusters, Railings,
Newel Posts &
Columns**

Utilizing our quoting department, **SPECTIS** can provide pricing, shop drawings and specifications for approval prior to turning your custom design over to **SPECTIS'** Master Pattern Shop.



**72 1/2" Custom Medallion with
Venting made for Casino**



26' Tall Exterior Pilasters





Decorative Window Treatment



SPECTIS GFRG, GFRC AND POLYURETHANE PRODUCTS

(GFRG-Glass Fibre Reinforced Gypsum / GFRC-Glass Fibre Reinforced Concrete)

Spectis Moulders Inc. manufactures architectural detailing from high density polyurethane, GFRG, and GFRC. Whether major restoration or new construction, with these materials it is possible to create timeless beauty of the past and present, for individual homes, offices and custom projects. Having supplied materials for construction sites such as Yale University, Disney World in Orlando, Wisconsin Electric Building in Milwaukee, Caesar's Casinos, and McPhillips Street Station Casino in Winnipeg, we can assure you Spectis will provide all your architectural detailing needs. For more information, please contact your Spectis Customer Service Representative.



Some examples of GFRG mouldings, medallions, brackets & decorative accents located in McPhillips Street Station Casino, Winnipeg, Manitoba, Canada. Center right medallion is 26 feet in diameter.

1 • 8 0 0 • 6 8 5 • 9 9 8 1

